
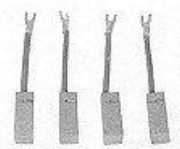



[\(Click\) Go to GM Carts](#)

[\(Click\) Contact GM Carts](#)

<p>List Price \$864.00</p> <p>Your cost \$691.20</p> <p>You Save \$172.80</p>	<p>ALLTRAX PROGRAMMABLE SERIES 24-48 VOLT, 500 AMP</p> <p>3 Terminal 497 500 amp (AXE4855/ITS) with ITS throttle input</p> <p>PICTURED #497</p>  <p>Alltrax, 24-48 volt, 500 amp solid state speed controllers</p> <p>Edit Cart 10 lbs Check Out</p>	<p>Part Number 497 CONTROLLER 500A, EZGO ITS</p> <p>Price \$691.20 EACH You Save \$172.80</p> <p><input type="text" value="1"/> add to cart</p>
	<p>358.00 2.00 \$214.80 \$716.00 0.20</p>	

<p>List Price \$716.00</p> <p>Your cost \$572.80</p> <p>You Save \$143.20</p>	<p>ALLTRAX DCX FOR CLUB CAR IQ®, REGEN</p> <p>500 400 amp (DCX400IQ) High speed up to 24mph</p> <p>PICTURED #562</p>  <p>Alltrax, 24-48 volt, IQ® regen programmable solid state speed controller. 5K-0 input with harness</p> <p>Edit Cart 10 lbs Check Out</p>	<p>Part Number 500 CONTROLLER, DCX400IQ</p> <p>Price \$572.80 EACH You Save \$143.20</p> <p><input type="text" value="1"/> add to cart</p>
	<p>358.00 2.00 \$214.80 \$716.00 0.20</p>	

<p>List Price \$44.00</p> <p>Your cost \$35.20</p> <p>You Save \$8.80</p>	<p>72367-72 BRUSH SET, MOTOR, CC,CHD,EZ</p>  <p>Set of 4 brushes with spring hooks for GE motors. Measures approximately 1-5/8" L x 5/8" W x 1/2" thick.</p> <p>Used On: Club Car electric; Columbia/Harley electric; Cushman electric; E-Z-Go electric, 65-72; Melex; Taylor Dunn, with GE or Westinghouse Motors.</p> <p>Electrical parts are non-returnable</p> <p>Edit Cart 1 lbs Check Out</p>	<p>Part Number 502 BRUSH SET(4) LONG CCCOCU E</p> <p>Price \$35.20 4 COUNT You Save \$8.80</p> <p><input type="text" value="1"/> add to cart</p>
	<p>22.00 2.00 \$13.20 \$44.00 0.20 72367-72</p>	

<p>List Price \$44.00</p> <p>Your cost \$35.20</p> <p>You Save \$8.80</p>	<p>72367-72 BRUSH SET, MOTOR, CC,CHD,EZ</p>  <p>Set of 4 brushes with spring hooks for GE motors. Measures approximately 1-5/8" L x 5/8" W x 1/2" thick.</p> <p>Used On: Club Car electric; Columbia/Harley electric; Cushman electric; E-Z-Go electric, 65-72; Melex; Taylor Dunn, with GE or Westinghouse Motors.</p> <p>Electrical parts are non-returnable</p> <p>Edit Cart 1 lbs Check Out</p>	<p>Part Number 502 BRUSH SET(4) LONG CCCOCU E</p> <p>Price \$35.20 4 COUNT You Save \$8.80</p> <p><input type="text" value="1"/> add to cart</p>
	<p>22.00 2.00 \$13.20 \$44.00 0.20 72367-72</p>	