









[\(Click\) Go to GM Carts](#)

[\(Click\) Contact GM Carts](#)

<p><b>List Price</b> <b>\$1,010.00</b></p> <p><b>Your cost</b> <b>\$808.00</b></p> <p><b>You Save</b> <b>\$202.00</b></p>	<p>1012287</p>  <p><b>CLUTCH, DRIVE, CC 84-87</b></p> <p>Salsbury-style clutch. No longer available from Club Car.</p> <p><b>Used On:</b> Club Car gas, 84-87 (S/N AG8414-53441 thru AG8801-135720).</p>	<p><b>Part Number</b> <b>221</b> <b>(SEE 206 &amp; 101637801)DRIVE CLUTCH SALS 84-87 CC</b></p> <p><b>Price</b> <b>\$808.00</b> EACH You Save \$202.00</p>
	<p><a href="#">Edit Cart</a></p> <p>25 lbs</p> <p><a href="#">Check Out</a></p>	<p>1 <input type="button" value="add to cart"/></p>
	<p>40.50 2.00 \$24.30 \$81.00 0.20 1012288</p>	
	<p>1012288</p>  <p><b>CLUTCH, DRIVEN, CC 84-87</b></p> <p>Salsbury-style clutch.</p> <p><b>Used On:</b> Club Car gas, 84-87 (S/N AG8414-53441 thru AG8801-135720);</p>	
<p><b>List Price</b> <b>\$300.00</b></p> <p><b>Your cost</b> <b>\$240.00</b></p> <p><b>You Save</b> <b>\$60.00</b></p>	<p><a href="#">Edit Cart</a></p> <p>10 lbs</p> <p><a href="#">Check Out</a></p>	<p>1 <input type="button" value="add to cart"/></p>

<p><b>List Price</b> <b>\$81.00</b></p> <p><b>Your cost</b> <b>\$64.80</b></p> <p><b>You Save</b> <b>\$16.20</b></p>	<p>17783-G1</p>  <p>Splined shaft on hub end.</p> <p><b>AXLE, REAR, PASS, EZ E82-86 1/2</b></p> <p>Passenger side measures approximately 20-3/4" long.</p> <p><b>Used On:</b> E-Z-Go electric, 82-86 1/2. For serial# L2486 380274 and below.</p>	<p><b>Part Number</b> <b>230</b> <b>AXLE SHAFT - RH(SHORE</b></p> <p><b>Price</b> <b>\$64.80</b> EACH You Save \$16.20</p>
	<p><a href="#">Edit Cart</a></p> <p>15 lbs</p> <p><a href="#">Check Out</a></p>	<p>1 <input type="button" value="add to cart"/></p>
	<p>40.50 2.00 \$24.30 \$81.00 0.20 17784-G1</p>	
	<p>17784-G1</p>  <p>Splined shaft on hub end.</p> <p><b>AXLE, REAR, DRIVER, EZ E82-86 1/2</b></p> <p>Driver side measures approximately 21-1/2" long.</p> <p><b>Used On:</b> E-Z-Go electric, 82-86-1/2. For serial numbers L2486 380274 and below.</p>	
<p><b>List Price</b> <b>\$81.00</b></p> <p><b>Your cost</b> <b>\$64.80</b></p> <p><b>You Save</b> <b>\$16.20</b></p>	<p><a href="#">Edit Cart</a></p> <p>15 lbs</p> <p><a href="#">Check Out</a></p>	<p>1 <input type="button" value="add to cart"/></p>

<p><b>List Price</b> <b>\$81.00</b></p> <p><b>Your cost</b> <b>\$64.80</b></p> <p><b>You Save</b> <b>\$16.20</b></p>	<p>17781-G1</p>  <p>Splined shaft on hub end.</p> <p><b>AXLE, REAR, DRIVER, EZ E82-86 1/2</b></p> <p>Driver side measures approximately 21-1/2" long.</p> <p><b>Used On:</b> E-Z-Go electric, 82-86-1/2. For serial numbers L2486 380274 and below.</p>	<p><b>Part Number</b> <b>231</b> <b>AXLE SHAFT - LH(LONGE</b></p> <p><b>Price</b> <b>\$64.80</b> EACH You Save \$16.20</p>
	<p><a href="#">Edit Cart</a></p> <p>15 lbs</p> <p><a href="#">Check Out</a></p>	<p>1 <input type="button" value="add to cart"/></p>
	<p>40.50 2.00 \$24.30 \$81.00 0.20 17781-G1</p>	
	<p>17781-G1</p>  <p>Splined shaft on hub end.</p> <p><b>AXLE, REAR, DRIVER, EZ E82-86 1/2</b></p> <p>Driver side measures approximately 21-1/2" long.</p> <p><b>Used On:</b> E-Z-Go electric, 82-86-1/2. For serial numbers L2486 380274 and below.</p>	
<p><b>List Price</b> <b>\$81.00</b></p> <p><b>Your cost</b> <b>\$64.80</b></p> <p><b>You Save</b> <b>\$16.20</b></p>	<p><a href="#">Edit Cart</a></p> <p>15 lbs</p> <p><a href="#">Check Out</a></p>	<p>1 <input type="button" value="add to cart"/></p>

<p><b>List Price</b> <b>\$81.00</b></p> <p><b>Your cost</b> <b>\$64.80</b></p> <p><b>You Save</b> <b>\$16.20</b></p>	<p>17781-G1</p>  <p>Splined shaft on hub end.</p> <p><b>AXLE, REAR, DRIVER, EZ E82-86 1/2</b></p> <p>Driver side measures approximately 21-1/2" long.</p> <p><b>Used On:</b> E-Z-Go electric, 82-86-1/2. For serial numbers L2486 380274 and below.</p>	<p><b>Part Number</b> <b>231</b> <b>AXLE SHAFT - LH(LONGE</b></p> <p><b>Price</b> <b>\$64.80</b> EACH You Save \$16.20</p>
	<p><a href="#">Edit Cart</a></p> <p>15 lbs</p> <p><a href="#">Check Out</a></p>	<p>1 <input type="button" value="add to cart"/></p>
	<p>40.50 2.00 \$24.30 \$81.00 0.20 17781-G1</p>	
	<p>17781-G1</p>  <p>Splined shaft on hub end.</p> <p><b>AXLE, REAR, DRIVER, EZ E82-86 1/2</b></p> <p>Driver side measures approximately 21-1/2" long.</p> <p><b>Used On:</b> E-Z-Go electric, 82-86-1/2. For serial numbers L2486 380274 and below.</p>	
<p><b>List Price</b> <b>\$81.00</b></p> <p><b>Your cost</b> <b>\$64.80</b></p> <p><b>You Save</b> <b>\$16.20</b></p>	<p><a href="#">Edit Cart</a></p> <p>15 lbs</p> <p><a href="#">Check Out</a></p>	<p>1 <input type="button" value="add to cart"/></p>