



[\(Click\) Go to GM Carts](#)[\(Click\) Contact GM Carts](#)


124.00 2.00 \$74.40 \$248.00 0.20 17558

<p><b>List Price</b> \$248.00</p> <p><b>Your cost</b> \$198.40</p> <p><b>You Save</b> \$49.60</p>	 <p>The consoles come in carbon fiber, turn titanium, burl wood or black finishes. Each one has cut-outs for radio and two round speakers. Made from ABS plastic.</p> <p>17558      <b>TURN TITANIUM, CLUB CAR 81-99</b></p> <p><b>Used On:</b> Club Car gas and electric 81-99 (DS).</p> <p><a href="#">Edit Cart</a>      <b>10 lbs</b>      <a href="#">Check Out</a></p>	<p><b>Part Number</b> 9245 <b>OVERHEAD CONSL,CC 81-99 TT</b></p> <p><b>Price</b> <b>\$198.40</b> EACH You Save \$49.60</p> <p><input type="text" value="1"/> <a href="#">add to cart</a></p>
---	---	--


1.25 2.00 \$0.75 \$2.50 0.20 16179

<p><b>List Price</b> \$2.50</p> <p><b>Your cost</b> \$2.00</p> <p><b>You Save</b> \$0.50</p>	<p>16179      <b>VALVE STEM WITH CAP, CHROME</b></p>  <p>Chromed metal bolt-on stem with seals.</p> <p><b>Used On:</b> Universal application on many golf cars and industrial vehicles.</p> <p><a href="#">Edit Cart</a>      <b>0.063 lbs</b>      <a href="#">Check Out</a></p>	<p><b>Part Number</b> 9246 <b>VALVE STEM WITH CAP,CHROME</b></p> <p><b>Price</b> <b>\$2.00</b> EACH You Save \$0.50</p> <p><input type="text" value="1"/> <a href="#">add to cart</a></p>
--	--	---


65.00 2.00 \$39.00 \$130.00 0.20 16187

<p><b>List Price</b> \$130.00</p> <p><b>Your cost</b> \$104.00</p> <p><b>You Save</b> \$26.00</p>	<p>16187      <b>REED SWITCH, YAM ELE G14-G16</b></p>  <p>Dual sensors with 4-wire harness and molded snap-in plug.</p> <p><b>Used On:</b> Yamaha electric, 95-02. JN4-8253R-00-00</p> <p><a href="#">Edit Cart</a>      <b>0.5 lbs</b>      <a href="#">Check Out</a></p>	<p><b>Part Number</b> 9247 <b>REED SWITCH,YAM ELE G14-G16</b></p> <p><b>Price</b> <b>\$104.00</b> EACH You Save \$26.00</p> <p><input type="text" value="1"/> <a href="#">add to cart</a></p>
---	---	---

21.00 2.00 \$12.60 \$42.00 0.20 16188

<p><b>List Price</b> \$42.00</p> <p><b>Your cost</b> \$33.60</p> <p><b>You Save</b> \$8.40</p>	<p>16188      <b>WEIGHT, DRIVE CLUTCH, YAM G16-G22</b></p>  <p>Centrifugal weight with bushing. Bushing I.D. approximately 8.03mm (.316"). Three required per assembly.</p> <p><b>Used On:</b> Yamaha 4-cycle gas, 96-UP (G16, G20, G21, G22). JN6-G6232-00-00</p> <p><a href="#">Edit Cart</a>      <b>1 lbs</b>      <a href="#">Check Out</a></p>	<p><b>Part Number</b> 9248 <b>WEIGHT,DRIVE CLUTCH,G16-G22</b></p> <p><b>Price</b> <b>\$33.60</b> EACH You Save \$8.40</p> <p><input type="text" value="1"/> <a href="#">add to cart</a></p>
--	---	---

24.00 2.00 \$14.40 \$48.00 0.20 16190

<p><b>List Price</b> \$48.00</p> <p><b>Your cost</b> \$38.40</p> <p><b>You Save</b> \$9.60</p>	<p>16190      <b>BOLT, DRIVE CLUTCH, YAM G16-G22</b></p>  <p>6mm Allen-head bolt for weight link. (Three required per assembly.) Approximate measurements: Overall length 2-1/2"; shaft length 2" thread length 1/4".</p> <p><b>Used On:</b> Yamaha 4-cycle gas 96-UP (G16, G20, G21, G22).</p> <p><a href="#">Edit Cart</a>      <b>0.25 lbs</b>      <a href="#">Check Out</a></p>	<p><b>Part Number</b> 9250 <b>BOLT,DRIVE CLUTCH,YAM G16-G22</b></p> <p><b>Price</b> <b>\$38.40</b> EACH You Save \$9.60</p>
--	---	---