



[\(Click\) Go to GM Carts](#)


[\(Click\) Contact GM Carts](#)

<p>List Price \$518.00</p> <p>Your cost \$414.40</p> <p>You Save \$103.60</p>	<p>E-Z-Go SERIES 24-36 VOLT, 300 AMP</p> <p>3 Terminals 437 300 amp (1206) with ITS throttle input</p>		<p>Part Number 437 CONTROLLER ;1206 EZGO ITS; 24-36 V 350A</p>
			<p>Price \$414.40 EACH You Save \$103.60</p> <p><input type="text" value="1"/> add to cart</p>
<p>Edit Cart 10 lbs Check Out</p>			


400.00 2.00 \$240.00 \$800.00 0.20

<p>List Price \$800.00</p> <p>Your cost \$640.00</p> <p>You Save \$160.00</p>	<p>GE® 48-VOLT, REGEN FOR YAMAHA G19 & G22</p> <p>440 403 amp - High torque For electric G19 & G22 (48-volt) Not available from OEM</p>		<p>Part Number 440 CONTROLLER, 48V 500A YAM G19,G22</p>
	<p>PICTURED #417</p> 		<p>Price \$640.00 EACH You Save \$160.00</p> <p><input type="text" value="1"/> add to cart</p>
<p>Edit Cart 10 lbs Check Out</p>			

24.00 2.00 \$14.40 \$48.00 0.20 17432

<p>List Price \$48.00</p> <p>Your cost \$38.40</p> <p>You Save \$9.60</p>	<p>17432 FUSE, 400A, ALLTRAX</p>  <p>Insulated 400-amps fuse on an aluminum plate, slotted each end. Used On: Alltrax 400A or larger controllers.</p>		<p>Part Number 447 ALLTRAX FUSE 400 AMP</p>
	<p>Edit Cart 0.25 lbs Check Out</p>		<p>Price \$38.40 EACH You Save \$9.60</p> <p><input type="text" value="1"/> add to cart</p>

17.00 2.00 \$10.20 \$34.00 0.20 17433

<p>List Price \$34.00</p> <p>Your cost \$27.20</p> <p>You Save \$6.80</p>	<p>17433 FUSE, 250A, ALLTRAX</p>  <p>Insulated 250-amps fuse on an aluminum plate, slotted each end. Used On: Alltrax 300A controllers.</p>		<p>Part Number 448 ALLTRAX FUSE 250 AMP</p>
	<p>Edit Cart 0.25 lbs Check Out</p>		<p>Price \$27.20 EACH You Save \$6.80</p> <p><input type="text" value="1"/> add to cart</p>

261.00 2.00 \$156.60 \$522.00 0.20